

SWAROVSKI
INTERIOR
INSPIRATIONS
2014



MINDSET

Let's get those kids out of the playroom, it's time for the grown ups to play! Inspiration and creativity come easily when surrounded by playfulness, humor, and energy.

DESIGN INSPIRATION

Remember those colorful building blocks where shapes and combinations were unlimited and structures had at least three uses? In the grown-up world, where we play with up-cycling and the re-use of component parts, wit and naïve creativity are in-built. DIY and modular constructions quickly get the customization treatment, and tomorrow they could all change.

CRYSTAL INSPIRATION

Playful sparkle and glitter, colorful dazzle and gleam, crystals add depth and value to plain, utilitarian, functional materials. In this, their most unexpected environment, crystals become a puzzling and stimulating addition. A very grown-up sense of emotion and value is added to plain, bright colors.


KEYWORDS

Playful, energetic, humorous, DIY, spontaneous.

COLORS

We are playing with a naïve, energetic color palette, where fun brights mismatch with candy-land pastels.

PROGRESSIVE Room to play

<p>pantone 15-1816 TPX peony</p>		<p>pantone 12-5410 TPX bleached aqua</p>	
<p>pantone 19-3438 TPX bright violet</p>		<p>pantone 17-4735 TPX capri breeze</p>	
<p>pantone 18-1445 TPX spicy orange</p>		<p>pantone 16-1253 TPX orange ochre</p>	
<p>pantone 19-4050 TPX nautical blue</p>		<p>pantone 13-0755 TPX primrose yellow</p>	



This explosion of vibrant color is boosted by high-gloss, rhythmically patterned surfaces that play games with the eyes. Transparency contrasts with opacity, punched or laser cut

designs interrupt liquid smooth flatness, and molded shapes give curve and energy. Crystals glitter from flat, super shiny surfaces, giving unexpected points of dazzling light.


02



05



04



03



07



06



08

- ← 01. quirky cork, wood and shiny metal structures
- 02. matt cork and shiny blue steel
- 03. shimmering, perforated surfaces in fluorescent colors
- 04. saturated and subtly glittering smooth surfaces

- 05. panels of brightly colored glass
- 06. colorful bendy plastic strings
- 07. mind-bending color blocking
- 08. soft neoprenes in playful shapes



This is a DIY playroom and laboratory of fun! Components are there to be built, altered, re-built, re-purposed, and to be extraordinary. The room is inviting and friendly, a place

where individuality can be expressed, marks made and the concept of furniture played with. Adding a bit of crystal razzle-dazzle, the surprise is complete!



02



03



04




06



07



05



08

- ← 01. bright lines alter perspective and reality
- 02. swirling grid patterns in transparent glass
- 03. perforated metal, construction-kit material
- 04. playful stands with plastic wire separations

- 05. only a suffused glow reveals the socket!
- 06. colorful binding makes a feature of practicality
- 07. psychedelic color in solid glass
- 08. quilted and padded upholstery



Light is a stimulus, it can be interactive, smart or touch sensitive. In its most dazzling form it can be crystal-bright and fluorescent, pinpointing areas of interest and high-light-

ing colored surfaces. Clever illumination can play with our sense of space and distance. Light can also be split into pure, crystal refractive colors, our visible world.

02



03



04



05



06



07



08

- ← 01. illuminated walls with graduated color
- 02. colored wire threads emit a grid of light
- 03. stretched textile and fiberglass lamp
- 04. a light cube, or cube light

- 05. hexagonal support for rounded shades
- 06. funnel shaped lights, cords in full view
- 07. curved boards of colored wood
- 08. aluminum modular elements to create lamps



Adults need to play too! A bit of quirky spontaneity and wit can brighten our working day, and don't forget that color is a powerful mood enhancer. Even


tiny objects can be thoughtfully designed to make us look twice, smile, and think again about how beauty can be found in small things.




02



05



03



04



07



06

- ← 1. a retro-futuristic look
- 2. conical forms for playful aesthetics
- 3. witty angular handles in fresh tinted ceramics
- 4. match-boxes with illuminated lids

- 5. playful, multi angled mirror
- 6. geometric trays to re-configure daily
- 7. colored glass pots with concrete or brass parts

CLASSIC

PAGE 06-07

1. Beyond Bath by DanelonMeroni (www.danelonmeroni.com), Manufactured by Glass Idromassaggio S.r.l.

PAGE 08-09

1. La Muna by Oppenheim Architecture + Design (www.oppenoffice.com), photography by Laziz Hamani
2. Di Corte by Andrea Magnani (www.magnaniandrea.com), Giovanni Delvecchio (www.dorothygray.net)
4. Rock Cushions by Ronel Jordaan (www.roneljordaan.com)
5. Floración I by Peño (www.gregoriopeno.com), photography by A.M. Meco
7. Nougat [Block] by Katja Schenker (www.katjaschenker.ch), photography by either Claudia Bach or Stefan Rohner

PAGE 10-11

1. Faliro Loft by ése Studio Architects (www.esestudio.gr), photography by Ioanna Roufopoulou
2. Like animals by ECAL- Brynjar Sigurðarson (www.biano.is), photography by ECAL-Julien Chavillaz
3. Stone Hooks by Normann Copenhagen (www.normann-copenhagen.com)
4. Pine and Chestnut Chair by Lee Jae-Hyo (www.leeart.name)
5. Robins Way by Bates Masi Architects (<http://www.batesmasi.com>)
7. Marble box by Fien Muller and Hannes Van Severen, Muller van Severen (www.mullervanseveren.be)
8. Reggiano Collection by Aviad Mishaeli for Talents Design (www.talentsdesign.com)

PAGE 12-13

1. Stone of glass by Oluce (www.oluce.com)
2. Table Light 2011 by David Taylor (www.superdave.se)
3. Landing 200 lighting by Kim HyunJoo (www.kimhyunjoo.com)
4. Plug by ECAL-Thomas Kral (www.tomaskral.ch), photography by Michel Bonvin
5. Featherlight by Studio Daniel Hulsbergen (www.danielhulsbergen.com)
6. Tree Branch Lamp by Elin Riismar (www.elinriismark.com)
7. Sfeerlichtsculptuur by Luuk van den Broek (www.luukvandenbroek.nl), Design Academy Eindhoven, Art Direction by Petra Janssen, photography by Joost Govers

PAGE 14-15

1. Faliro Loft by ése Studio Architects (www.esestudio.gr), photography by Ioanna Roufopoulou
2. Pétrifications bookmarks by Krzysztof J Lukasik (www.krzysztofjlu-kasik.com)
3. Wooden napkin rings by Ochre & Ocre (www.ochreandocre.com)
4. The Brand New Heavies by David Taylor (www.superdave.se)
5. River Mirrors by Caryn Moberly (www.rivermirrors.co.uk)
6. On the edge of the world by Mandy Vera (www.mandyvera.com) featuring Botanica by Formafantasma (www.formafantasma.com)

PROGRESSIVE

PAGE 16-17

1. The Chevron House by Andy Martin Architects (www.andymartinarchitects.com)

PAGE 18-19

1. Marginal Notes #1 by Note Design Studio (www.notedesignstudio.se), photography by Mathias Nero
2. SCRW stool by Manuel Welsky, photography by Rolf Lang
4. The Chevron House by Andy Martin Architects (www.andymartinarchitects.com)
7. Mira, photography by Nick Frank (www.iso72.de)

PAGE 20-21

1. Studio Pepe (www.studiopepe.info)
2. Glass doorknob by Out of the blue design Studio (www.outofthebluedesignstudio.com), photography by Saglio Photography
3. Peep by Note Design Studio (www.notedesignstudio.se), photography by Mathias Nero
4. l'écume des jours by Elsa Rande (www.elsarande.fr)
5. Nootan by Gilles Belley, photography by Gilles belley/Veronique Huygue (www.gillesbelley.fr)
6. The Thread Wrapping Machine by Anton Alvarez (www.antonalvarez.com), photography by Paul Plews
7. Glass doorknob by Out of the blue design Studio (www.outofthebluedesignstudio.com), photography by Saglio Photography
8. Canapé Ruché by Inga Sempe for Ligne Roset (www.ligne-rosset.com)

PAGE 22-23

2. Shining by Elsa Rande (www.elsarande.fr)
3. Tenda by Benjamin Hubert (www.benjaminhubert.co.uk)
4. Dado by Julian Appelius for pulp (www.julianappelius.de), photography by Claudia Link
5. W103s Suspension Light by Inga Sempé for Wästberg (www.wastberg.com)
7. Plateau by Ferréol Babin (www.ferreolbabin.fr)
8. ili ili lamps by Studio Grupa (www.grupa.com.hr)

PAGE 24-25

1. Interior by Karim Rashid (www.karimrashid.com)
2. Non là by Studio Klass (www.studioklass.com) for Diamantini & Domeniconi, photography by Pietro Cocco
3. Kora Vases by Studio Pepe (www.studiopepe.info) for Spotti Edizioni, photography by Silvia Rivoltella
4. Strike Matchboxes by Shane Schneck and Clara von Zweigbergk for Hay (www.hay.dk)
5. Mirror by Martin Zampach (www.martin.zampach.com), photography by OKOLO
6. Kaleido Trays by Clara von Zweigbergk for HAY (www.hay.dk)
7. Preserves by Mathias Hahn (www.mathiashahn.com)

ROMANTIC

PAGE 26-27

1. Design by Miles Redd (www.milesredd.com), photography by James Merrell (www.jamesmerrell.co.uk)

PAGE 28-29

2. Lille rattan headboards by An angel at my table (www.anangelatmytable.com)
3. Carved eggshells by Beth Ann Magnuson (www.windycornerfarm.com)
5. Private Residence by Marcel Wanders (www.marcelwanders.com)
7. Ethereal Rug by Esti Barnes for Top Floor (www.topfloorrugs.com)
8. In Bloom by Elena Pereira (<http://www.elenapereira.com>)

PAGE 30-31

2. Racine console by James Duncan (www.jamesduncan.com)
3. Light Vintage by Moda Collection (www.modacollection.it)
4. White tree bed by Shawn Lovell Metalworks (www.slmatalworks.com), photography by Anita Bowen
5. Chinoiserie Parrot tray table by An angel at my table (www.anangelatmytable.com)
6. Nest Lounge Chair by Autoban (www.autoban212.com), photography by Mustafa Nurdogdu
7. Baubau sofa by Urban Upholstery (www.urbanupholstery.com), fabric by Bird In The Hand
8. Detail of the Orchidea console by Cheetah Design (www.cheetahdesign.net)

PAGE 32-33

2. Deja-Vu by Matteo Ugolini for Karman (www.karmanitalia.it)
3. Central Park by Matteo Ugolini for Karman (www.karmanitalia.it)
4. Hanging lamp 2201/36 by

Italamp Srl (www.italamp.com)
5. Paper Tales floor lamp by Ania Pauser (www.aniapauser.se)
6. Brass lovebirds lampbase by An angel at my table (www.anangelatmytable.com)
7. Wired King Lamp by Autoban (www.autoban212.com), photography by Mustafa Nurdogdu

PAGE 34-35

2. Mandevilla Mirror by Anthropologie (www.anthropologie.eu)
3. Porcelain cozies chrysanthemum by Franz Collection (www.franzcollection.com)
4. Table-top chandelier by David Wiseman (www.dwiseman.com)
5. Swallow x clock by Haoshi Design (www.haoshi.com.tw)
6. French towel hooks by An angel at my table (www.anangelatmytable.com)
7. Private Residence by Marcel Wanders (www.marcelwanders.com)

GLAMOUR

PAGE 38-39

1: Gorgeous Cosmetics Chapel St by Greg Natale (www.gregnatale.com), photo courtesy of: www.shannonmcgrath.com
2: Detail of Incanto bench by Cheetah Design (www.cheetahdesign.net)
4: Andrew Dining Table by Nella Vetrina (www.nellavetrina.com)
5: Detail of Ciottolo by Il Laboratorio dell'imperfetto, Verter Turrone & Emanuela Raveli (www.imperfettolab.com)
6: Bathroom of North London House by architects and designers SHH (www.shh.co.uk)
7: 'fall in pop' by mint designs and Nobuhiro Shimura for canon neoreal 'in the forest' installation, photography by Daisuke Oki

PAGE 40-41

2: Prospect Hill Cabinet Knob by Tracy Glover Studio (www.tracygloverstudio.com)
3: Nido Armchair by Il Laboratorio dell'imperfetto, Verter Turrone & Emanuela Raveli (www.imperfettolab.com)
4: Oste table by Colico Design (www.colico.com)
5: Alessia chair by Nella Vetrina (www.nellavetrina.com)
6: Horm Blend Wardrobe by Karim Rashid (www.karimrashid.com)
7: Diamond sideboard by Bocadoloba (www.bocadoloba.com), photography by Oficina da Marca

PAGE 42-43

1. StarEight by Panorama International Limited (www.panoramahk.com), photography by Ng Siu Fung
2: Todo Lamp by Edward van Vliet (www.sevv.com) for Quasar
3: Void Lights by Tom Dixon (www.tomdixon.net)
4: Facet Chandelier by Tom Kirk (www.tomkirk.com), photography by John Reynolds
5: Cinema Center Matadero by Churtichaga+Quadra-Salcedo (www.chqs.net), photography by Fernando Guerra
6: Fin Lights by Tom Dixon (www.tomdixon.net)
8: Odette Odile by Edward van Vliet (www.sevv.com) for Italamp
10: Topman Personal Shopping by Lee Broom

PAGE 44-45

1. Coquine by Lee Broom
3: Serie Helsinki by Claudio Saccon for SIL.LUX SRL, Quatro d'altino (VE) www.sillux.com
4: Champagne Bucket by AL_A for Le Caprice (www.ala.uk.com)
5: Grid Vase Collection by Jaime Hayon for Gaia and Gino (www.gaiagino.com)
6: Belle by Claesson Koivisto Rune (www.ckr.se) for Skultuna
7: VIVA (wk 51, 2008), styling by Chrissie Cremers & Kim de Groot (www.chrissiecremers.com), photography by Ewout Huibers (www.ewout.tv)
8: Eclectic by Tom Dixon (www.tomdixon.net), stand at Maison&Objet January 2013, photography by Florence Deau (www.flodeau.com)